

Measure Q Bond Program Overall Program Update

As of May 16, 2025

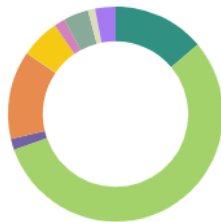
Program Funding Sources



Bond Authorization	\$348,000,000	(86.7%)
Bond Allocated Interest Earned	\$5,997,340	(1.5%)
Bond Unallocated Interest Earned	\$7,531,998	(1.9%)
State Funding	\$38,612,596	(9.6%)
Other Funding	\$1,088,150	(0.3%)
Total Funds	\$401,230,084	

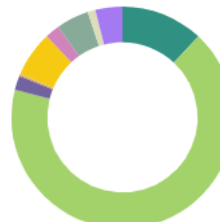
"Other Funding" comes from Solano Transportation Authority, Cares Act and Re-Development funds.

Budget by Categories



Architectural and Engineering Oversight	\$55,328,494	(13.8%)
Construction	\$223,077,352	(55.8%)
Construction Management	\$6,580,800	(1.6%)
Contingency	\$52,988,851	(13.3%)
COVID	\$188,077	(0.0%)
Furniture and Equipment	\$23,401,979	(5.9%)
Plans	\$6,597,326	(1.7%)
Site Acquisition	\$15,024,659	(3.8%)
Tests and Inspections	\$4,331,832	(1.1%)
Working Drawings	\$12,253,824	(3.1%)
Total Budget	\$399,773,194	

Expense by Categories



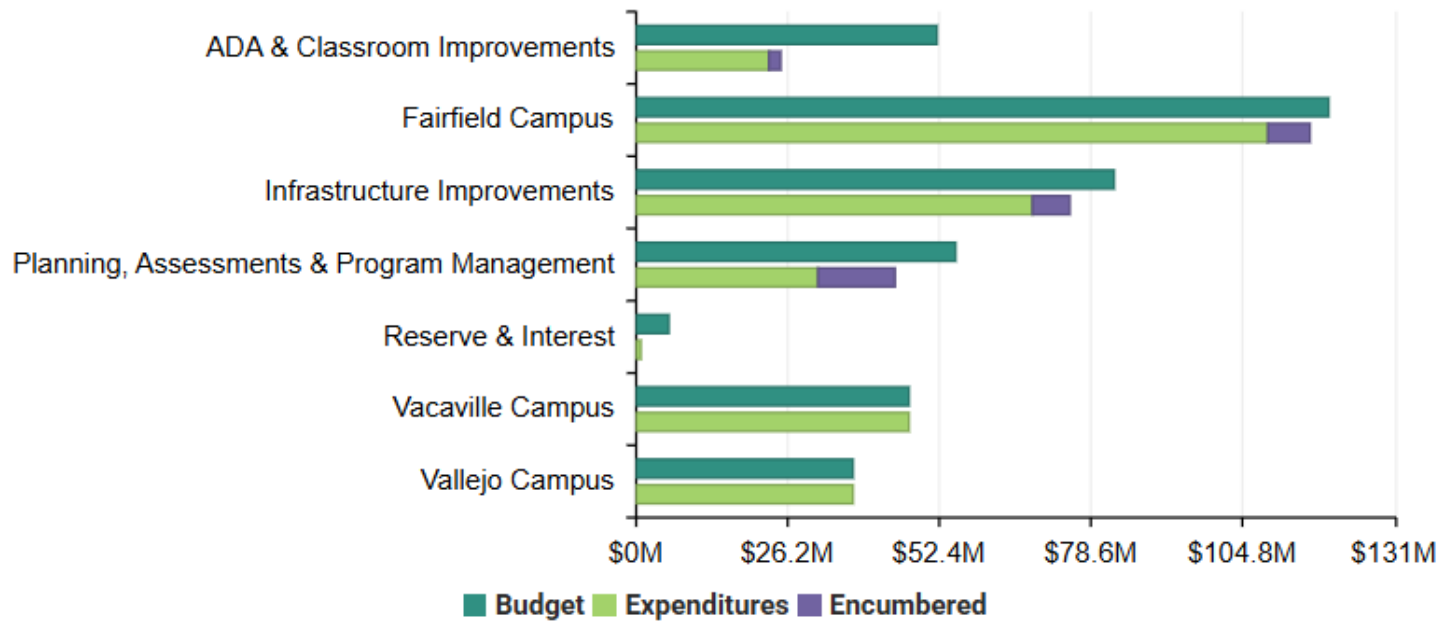
Architectural and Engineering Oversight	\$37,928,639	(12.0%)
Construction	\$212,623,057	(67.0%)
Construction Management	\$6,580,800	(2.1%)
Contingency	\$691,014	(0.2%)
COVID	\$281,899	(0.1%)
Furniture and Equipment	\$21,171,639	(6.7%)
Plans	\$6,725,613	(2.1%)
Site Acquisition	\$15,024,659	(4.7%)
Tests and Inspections	\$3,622,257	(1.1%)
Working Drawings	\$12,466,817	(3.9%)
Total Expenses	\$317,116,395	



Measure Q Bond Program Overall Program Update

As of May 16, 2025

Budget vs Expenditures and Encumbrances



Budget Status

Location/Category	Budget	Expenditures	Encumbered	Remaining	Rem. %
ADA & Classroom Improvements	\$51,980,652	\$22,928,971	\$1,955,058	\$27,096,623	52.1%
Fairfield Campus	\$119,535,953	\$109,181,438	\$7,362,206	\$2,992,308	2.5%
Infrastructure Improvements	\$82,597,606	\$68,454,414	\$6,557,414	\$7,585,778	9.2%
Planning, Assessments & Program Management	\$55,327,823	\$31,229,840	\$13,210,834	\$10,887,149	19.7%
Reserve & Interest	\$5,759,773	\$750,345	\$0	\$5,009,428	87.0%
Vacaville Campus	\$47,034,433	\$47,034,433	\$0	\$0	0.0%
Vallejo Campus	\$37,536,954	\$37,536,954	\$0	\$0	0.0%
Total Allocations	\$399,773,194	\$317,116,395	\$29,085,512	\$53,571,287	13.4%